

PRORIL

50 Hz

LANDVÉLAR

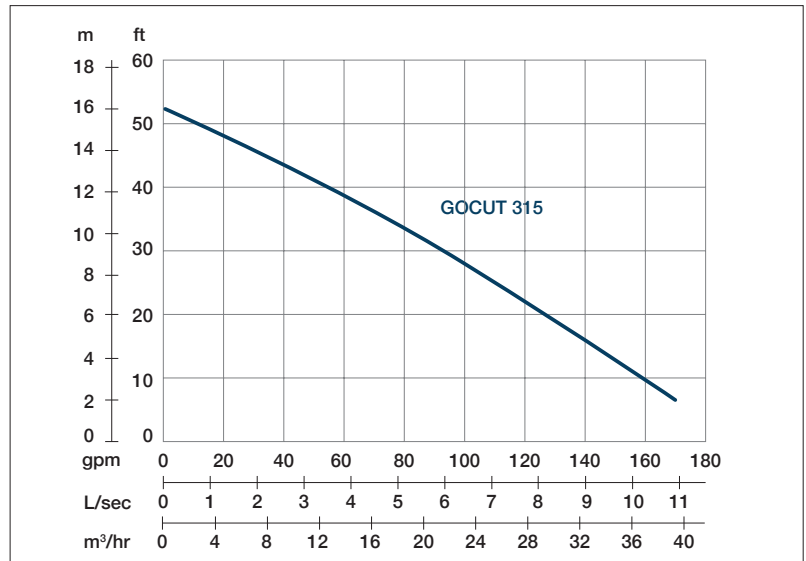
GOCUT Series, these cutter pumps are designed for handling raw sewage and for various wastewater treatments. The cutting mechanism consists of a chopper plate and a tungsten carbide alloy tipped onto each vane of the semi-open channel impeller. The device shreds fibrous materials into small pieces to prevent from clogging.

Sewage Pump

GOCUT 315-315S

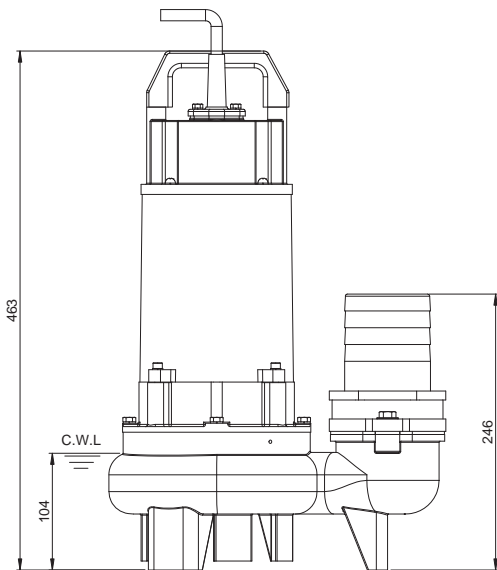
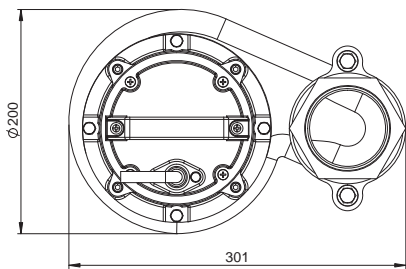
Cutter Pump





Shaft Speed : 2850 rpm Solid Passage : 27 mm Outlet : 80mm, 3in

OUTPUT	HEAD	FLOW
1.5 kW	Rated : 8m, 26ft	Rated : 6.7 l/s, 106 gpm
2 HP	Max : 16m, 52ft	Max : 10.8 l/s, 172 gpm



Weight : 26.5kg / 58.4 lbs

Pump Type	Electric Submersible Pumps	
	1-Phase, 3-Phase	
Motor	Type	Induction Motor
	Poles	2 Pole
	Insulation	Class F
	Protector	Circle Thermal Protector
	Starter	1-Phase • Capacitor-Run, 3-Phase • D.O.L.
Lubricant	Food Grade (ISO VG32)	
Impeller Type	Semi-Open Channel Cutter	
Shaft Seal	Double Mechanical Seal	
	Silicon Carbide VS Ceramic / Carbon	
Bearings	C3 Shielded ball bearings	
Cable	H07RNF	
	Length: 10m (33ft) or longer upon request.	
Materials	Pump Casing	Gray Iron
	Impeller	Gray Iron
	Motor Frame	Gray Iron
	Motor Shaft	Stainless Steel
Max. Liquid Temperature	104°F (40°C)	
Max. Submersion Depth	66ft (20m)	
pH Range	pH 5 - pH 8	
Accessories	GRL-03F	