


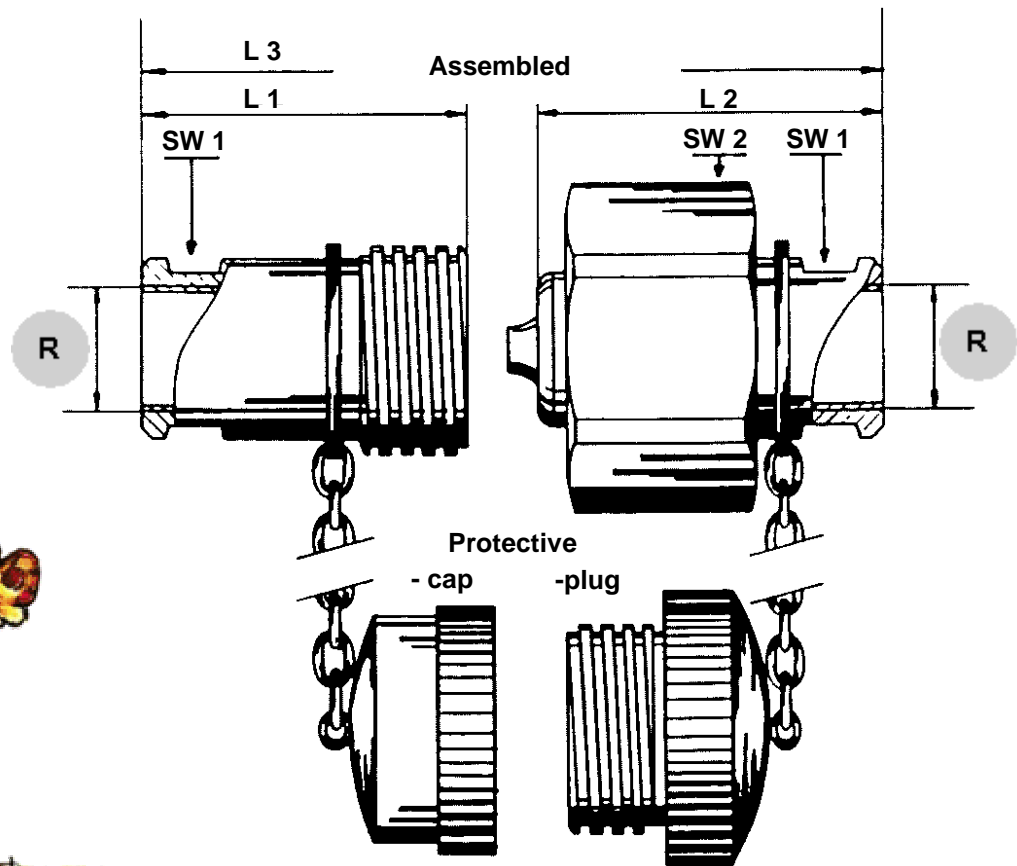


RoFLEX - HIGH PRESSURE - SCREW COUPLINGS

- connectable and disconnectable under full pressure -

Part "A"
(Aussengewinde)

Part "S"
(Sechskantmutter)

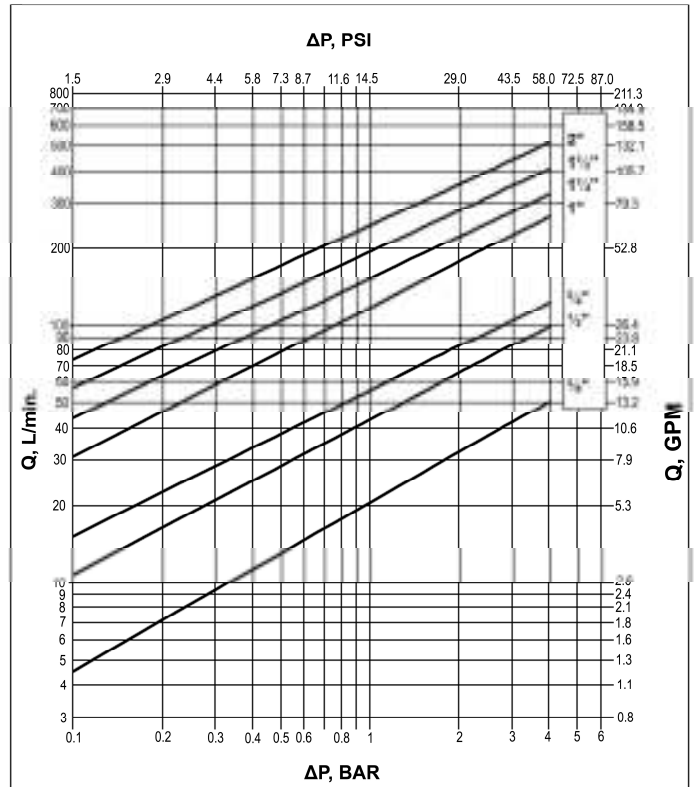


RoFLEX Thread size R	L 1 mm	L 2 mm	L 3 mm	SW 1 mm	SW 2 mm	Minimum flow area mm ²	L/Min. @ 2 Bar ΔP	Working pressure (security 4:1)	
								Bar	PSI
Ro 3/8"	77	55	110	22	45	45	33	500	7250
Ro 1/2"	95	70	135	26	50	95	66	450	6520
Ro 3/4"	99	73	142	30	55	150	84	400	5800
Ro 1"	106	82	158	40	70	250	179	350	5070
Ro 1 1/4"	118	88	172	48	80	370	224	320	4640
Ro 1 1/2"	121	90	176	55	87	500	283	300	4350
Ro 2"	165	120	240	76	130	980	358	250	3620

Pressure Drop Characteristics - ISO 7241 Part 2



Pressure Drop Characteristics



Copyright 2011 RoFLEX AG, Switzerland

Delta P	Ro Designation BSP/R						
Bar	Ro 3/8"	Ro 1/2"	Ro 3/4"	Ro 1"	Ro 1.1/4"	Ro 1.1/2"	Ro 2"
0.1	4.5	10.8	15.2	30.8	43.7	57.0	73.3
0.3	9.3	20.9	28.3	58.7	79.5	102.6	131.0
1	20.5	43.2	56.1	118.8	153.2	195.2	247.7
2	32.3	65.5	83.3	178.3	223.5	282.8	357.4
3	42.1	83.6	104.9	226.1	278.7	351.2	442.9
4	50.8	99.4	123.5	267.6	326.0	409.6	515.6
6	66.3	126.9	155.6	339.3	406.7	508.8	639.0



ISO 7241 Part 2
 Hydraulic Oil ISO 32
 Temperature 40°C
 Viscosity 32 cSt

RoFLEX - HIGH PRESSURE - SCREW COUPLINGS

- The Special Coupling with black caps and robust thread -

This coupling is specially designed to withstand above average vibrations and pressure on equipment such as hydraulic hammers, crushers ect. They are manufactured in 7 standard sizes:


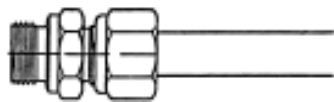
RoFLEX Thread size BSPP / R	L / Min. @ 2 Bar ΔP			Working pressure (security 4:1)	
	UK Gallons	US Gallons	Litres/min.	psi	bars
Ro 3/8"	7.3	8.8	33	7250	500
Ro 1/2"	14.6	17.5	66	6520	450
Ro 3/4"	18.5	22.2	84	5800	400
Ro 1"	39.4	47.3	179	5070	350
Ro 1 1/4"	49.3	59.2	224	4640	320
Ro 1 1/2"	62.3	74.8	283	4350	300
Ro 2"	78.8	94.6	358	3620	250

In order to obtain the optimum working life of the coupling, it is important to observe the following two points:

1. Determine the correct size of coupling for your application. **DO NOT** use too small coupling sizes. Rather use one size bigger to avoid too much backpressure, too much oil heat ect., especially for the return line.
2. The assembled coupling (part no. 5007) should be lightly tightened, using the spanner (part no. 5003), so that the nut will not loosen under severe operating conditions, as for example with Hydraulic hammer.

If these two points are NOT followed as described, the VITON seal of the sealing valve could be damaged through excessive oil flow rates.

If there is chosen the right size of the coupling with the relevant oil flow rate, you will also have the corresponding Light- and Heavy series pipe sizes to suit the screw coupling:

RoFLEX - Coupling (for example part "A")	Metric cutting ring connector 24°-cone / DIN 2353	L (Light-series) mm	S (Heavy-series) mm
		Ø 12	Ø 10 + 12
		Ø 15 + 18	Ø 14 + 16
		Ø 22	Ø 20
		Ø 28	Ø 25
		Ø 35	Ø 30
		Ø 42	Ø 38
			Ø 50
Ro 3/8" Ro 1/2" Ro 3/4" Ro 1" Ro 1 1/4" Ro 1 1/2" Ro 2"	← → ← → for pipe connection ← →		

Accessories for RoFLEX – HIGH PRESSURE - SCREW COUPLINGS



Spanner (part no. 5003)

To prevent the nut loosening under severe vibrating conditions, it is essential, that the nut is lightly tightened using the special spanner provided:

<u>Article no.</u>	<u>RoFLEX part no.</u>
103540	5003 - 3/8"
103541	5003 - 1/2"
103542	5003 - 3/4"
103543	5003 - 1"
103544	5003 - 1 1/4"
103545	5003 - 1 1/2"
103546	5003 - 2"

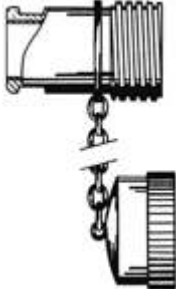
Clamping device (part no. 5001)

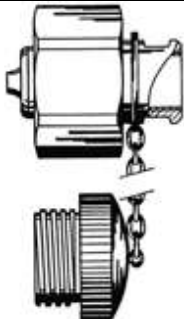
The coupling should be held with the clamping device to prevent it from turning when screwing together the coupling parts "A" and "S". The same applies, when fitting the pipe connector to the coupling part "A" or "S":

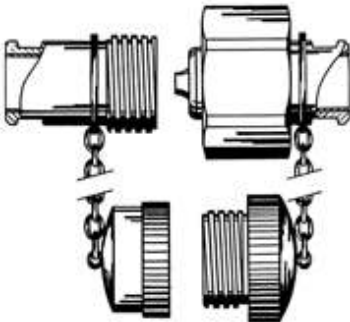
<u>Article no.</u>	<u>RoFLEX part no.</u>
103533	5001 - 3/8"
103534	5001 - 1/2"
103535	5001 - 3/4"
103536	5001 - 1"
103537	5001 - 1 1/4"
103538	5001 - 1 1/2"
103539	5001 - 2"





RoFLEX - HIGH PRESSURE - SCREW COUPLINGS

Article-no.	RoFLEX-no.	<h1>5005</h1> <p>Part "A" (Protective caps are included)</p>	
103512	5005 - 3/8"		
103513	5005 - 1/2"		
103514	5005 - 3/4"		
103515	5005 - 1"		
103516	5005 - 1 1/4"		
103517	5105 - 1 1/2"		
103518	5005 - 2"		


Article-no.	RoFLEX-no.	<h1>5006</h1> <p>Part "S" (Protective plugs are included)</p>	
103519	5006 - 3/8"		
103520	5006 - 1/2"		
103521	5006 - 3/4"		
103522	5006 - 1"		
103523	5006 - 1 1/4"		
103524	5006 - 1 1/2"		
103525	5006 - 2"		


Article-no.	RoFLEX-no.	<h1>5007</h1> <p>Complete ("A" + "S") (Protective caps and -plugs are included)</p>	
103526	5007 - 3/8"		
103527	5007 - 1/2"		
103528	5007 - 3/4"		
103529	5007 - 1"		
103530	5007 - 1 1/4"		
103531	5107 - 1 1/2"		
103532	5007 - 2"		


Article-no.	RoFLEX-no.	<h1>5008</h1> <p>Protective cap (for Part "A")</p>	
103553	5008 - 3/8"		
103554	5008 - 1/2"		
103555	5008 - 3/4"		
103556	5008 - 1"		
103557	5008 - 1 1/4"		
103558	5008 - 1 1/2"		
103559	5008 - 2"		


Article-no.	RoFLEX-no.	<h1>5009</h1> <p>Protective plug (for Part "S")</p>	
103560	5009 - 3/8"		
103561	5009 - 1/2"		
103562	5009 - 3/4"		
103563	5009 - 1"		
103564	5009 - 1 1/4"		
103565	5009 - 1 1/2"		
103566	5009 - 2"		


Spare Parts for RoFLEX – HIGH PRESSURE - SCREW COUPLINGS

Article-no.	RoFLEX-no.	<div style="font-size: 48px; color: #90EE90; opacity: 0.5;">5010</div> <p>O-ring (for Part "A") (for Coupling 5005-1 1/2" use 5010-1 1/2") old version</p>	
103567	5010 - 3/8"		
103568	5010 - 1/2"		
103569	5010 - 3/4"		
103570	5010 - 1"		
103571	5010 - 1 1/4"		
103572	5110 - 1 1/2"		
103573	5010 - 2"		


Article-no.	RoFLEX-no.	<div style="font-size: 48px; color: #90EE90; opacity: 0.5;">5011</div> <p>Back-up ring (for Part "A") (for Coupling 5005-1 1/2" use 5011-1 1/2") old version</p>	
103574	5011 - 1/2"		
103575	5011 - 3/4"		
103576	5011 - 1"		
103577	5011 - 1 1/4"		
103578	5111 - 1 1/2"		
103579	5011 - 2"		


Article-no.	RoFLEX-no.	<div style="font-size: 48px; color: #90EE90; opacity: 0.5;">5012</div> <p>Sealing valve (for Part "A" + "S")</p>	
103580	5012 - 3/8"		
103581	5012 - 1/2"		
103582	5012 - 3/4"		
103583	5012 - 1"		
103584	5012 - 1 1/4"		
103585	5012 - 1 1/2"		
103586	5012 - 2"		

Article-no.	RoFLEX-no.	<div style="font-size: 48px; color: #90EE90; opacity: 0.5;">5013</div> <p>Spring (for Part "A" + "S")</p>	
103587	5013 - 3/8"		
103588	5013 - 1/2"		
103589	5013 - 3/4"		
103590	5013 - 1"		
103591	5013 - 1 1/4"		
103592	5013 - 1 1/2"		
103593	5013 - 2"		

Article-no.	RoFLEX-no.	<div style="font-size: 48px; color: #90EE90; opacity: 0.5;">5014</div> <p>"C" clip (only for 3/8")</p>	
103594	5014 - 3/8"		


Spare Parts for RoFLEX – HIGH PRESSURE - SCREW COUPLINGS

Article-no.	RoFLEX-no.	<div style="font-size: 4em; color: #90EE90; opacity: 0.5; position: absolute; top: 50%; left: 50%; transform: translate(-50%, -50%);">5015</div> <p>Thread ring (for Part "A" + "S")</p>	
103605	5015 - 3/8"		
103595	5015 - 1/2"		
103596	5015 - 3/4"		
103597	5015 - 1"		
103598	5015 - 1 1/4"		
103599	5015 - 1 1/2"		
103600	5015 - 2"		

Article-no.	RoFLEX-no.	<div style="font-size: 4em; color: #90EE90; opacity: 0.5; position: absolute; top: 50%; left: 50%; transform: translate(-50%, -50%);">5016</div> <p>Distance ring (for Part "A" + "S") (only for 3/8")</p>	
130601	5016 - 3/8"		

Complete Sets for Reparation for RoFLEX – HIGH PRESSURE - SCREW COUPLINGS

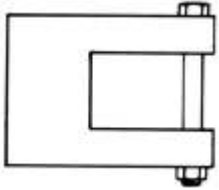
Article-no.	RoFLEX-no.	<div style="font-size: 4em; color: #90EE90; opacity: 0.5; position: absolute; top: 50%; left: 50%; transform: translate(-50%, -50%);">5033</div> <p>Repair-Set for Part "A" (5010, 5011, 5012, 5015) (Size 3/8" w/o back-up ring)</p>	
109806	5033 - 3/8"		
109807	5033 - 1/2"		
109808	5033 - 3/4"		
109809	5033 - 1"		
109810	5033 - 1 1/4"		
109811	5033 - 1 1/2"		
109812	5133 - 1 1/2"		
109813	5033 - 2"		

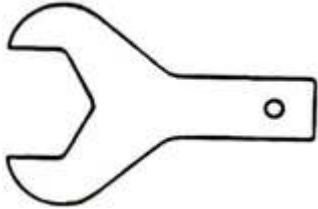
Article-no.	RoFLEX-no.	<div style="font-size: 4em; color: #90EE90; opacity: 0.5; position: absolute; top: 50%; left: 50%; transform: translate(-50%, -50%);">5034</div> <p>Repair-Set for Part "S" (5012, 5015)</p>	
109814	5034 - 3/8"		
109815	5034 - 1/2"		
109816	5034 - 3/4"		
109817	5034 - 1"		
109818	5034 - 1 1/4"		
109819	5034 - 1 1/2"		
109820	5034 - 2"		

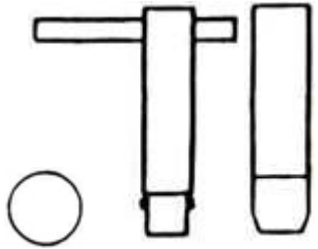
We stock a big variety of:

- Adaptors, Pipe fittings, SAE-Flanges, Bonded Seals, Hose Fittings, Hydraulic hoses ect.
- Our Speciality: Welding Fittings for Pipe diameter 50 mm.....at a working pressure of 400 bars (40 Mpa)

Accessories for RoFLEX – HIGH PRESSURE - SCREW COUPLINGS

Article-no.	RoFLEX-no.	5001	Clamping device to weld on (for Part "A" + "S")	
103533	5001 - 3/8"			
103534	5001 - 1/2"			
103535	5001 - 3/4"			
103536	5001 - 1"			
103537	5001 - 1 1/4"			
103538	5001 - 1 1/2"			
103539	5001 - 2"			

Article-no.	RoFLEX-no.	5003	Spanner (for Part "S")	
103540	5003 - 3/8"			
103541	5003 - 1/2"			
103542	5003 - 3/4"			
103543	5003 - 1"			
103544	5003 - 1 1/4"			
103545	5003 - 1 1/2"			
103546	5003 - 2"			

Article-no.	RoFLEX-no.	5004	Tool set (for Part "A" + "S")	
108535	5004 - 3/8"			
103547	5004 - 1/2"			
103548	5004 - 3/4"			
103549	5004 - 1"			
103550	5004 - 1 1/4"			
103551	5004 - 1 1/2"			
103552	5004 - 2"			

Mounting examples for RoFLEX-Couplings:

